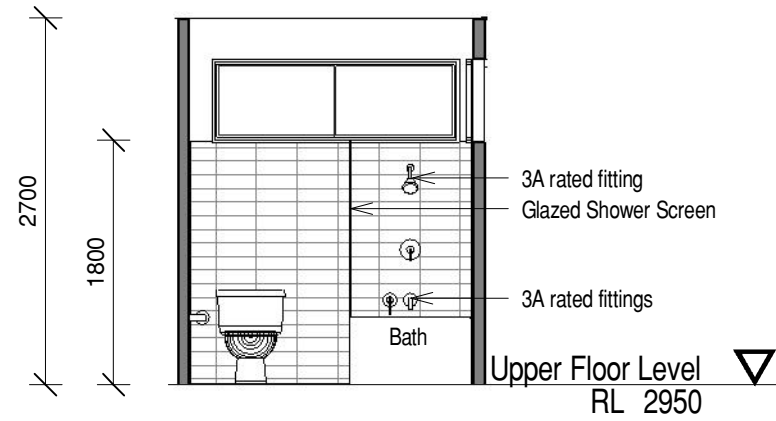
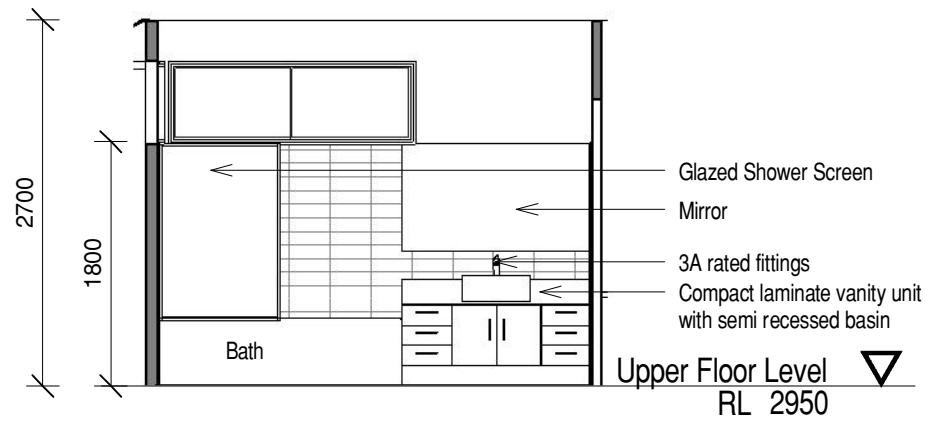


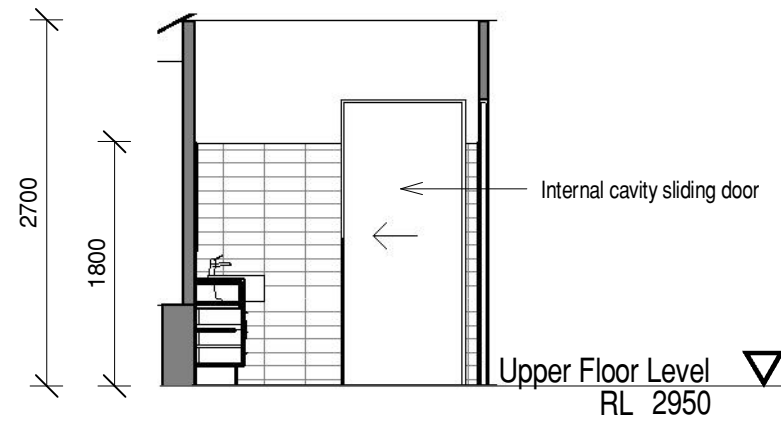
A Ensuite Elevation A
1 : 50



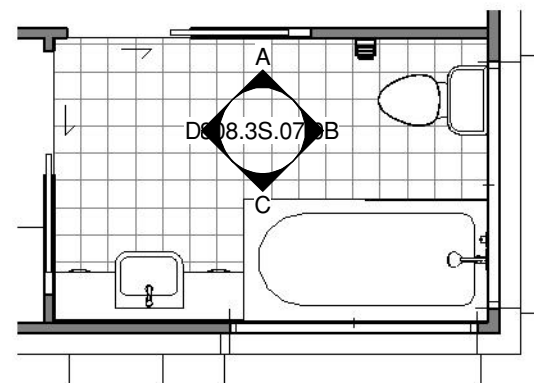
B Ensuite Elevation B
1 : 50



C Ensuite Elevation C
1 : 50



D Ensuite Elevation D
1 : 50



1 Upstairs Ensuite Floor Plan
1 : 50

PROJECT
**CABOOLTURE
SUSTAINABLE HOME**

DRAWING
**ENSUITE PLAN AND
ELEVATIONS**



Architecture
Interior Design
Landscape Design
Brisbane Office
☎ (61) 07 3831 2116
Gold Coast Office
☎ (61) 07 5574 2266
✉ tvs@tvspartnerhip.com.au
🌐 www.tvspartnerhip.com.au

DRAWN BY ARCHITECT/DESIGNER
IT MT/SW
SCALE DRAWING No.
1 : 50 4808.3S.07.06
DATE SUFFIX
13.07.06 A00