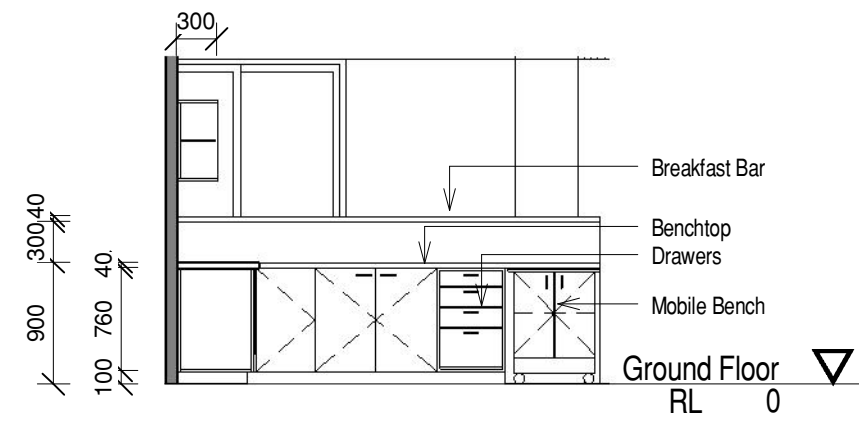
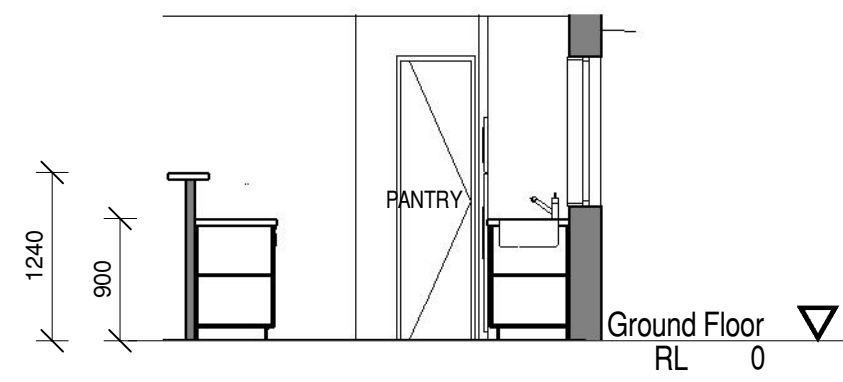


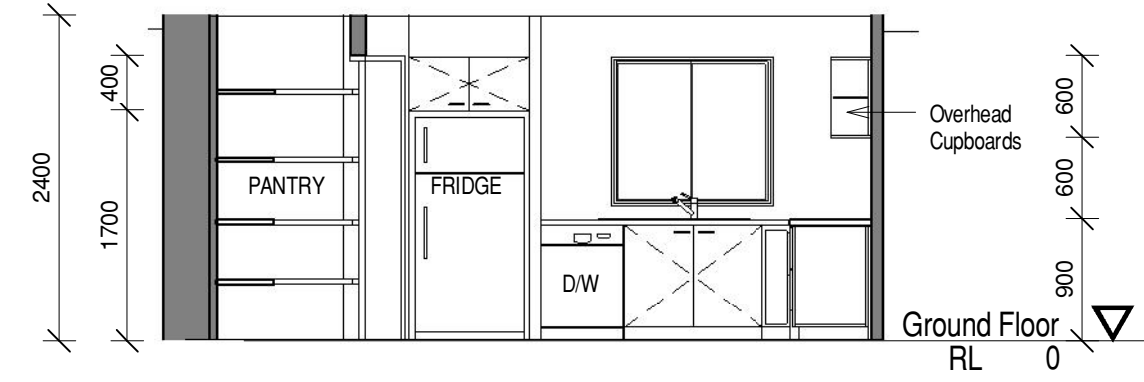
A Kitchen - Elevation A
1 : 50



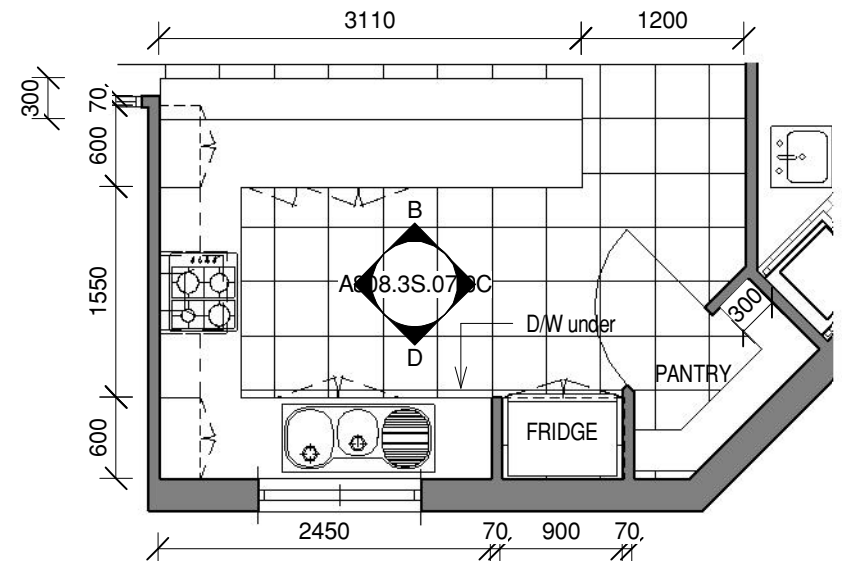
B Kitchen - Elevation B
1 : 50



C Kitchen - Elevation C
1 : 50



D Kitchen - Elevation D
1 : 50



5 Kitchen Plan
1 : 50

PROJECT
**CABOOLTURE
SUSTAINABLE HOME**

DRAWING
**KITCHEN PLAN AND
ELEVATIONS**

THE TVS PARTNERSHIP
 Architecture
 Interior Design
 Landscape Design
 Brisbane Office
 (61) 07 3831 2116
 Gold Coast Office
 (61) 07 5574 2266
 [E] tvs@tvspartnerhip.com.au
 [W] www.tvspartnerhip.com.au

DRAWN BY ARCHITECT/DESIGNER
 IT MT/SW
 SCALE DRAWING No.
 1 : 50 4808.3S.07.01
 DATE SUFFIX
 13.07.06 A00